

Montréal, le 10 mars 2021.

MRS. TANYA FRANCIS
TECHNICAL STANDARDS & SAFETY AUTHORITY
345 CARLINGVIEW DRIVE
TORONTO ONTARIO
CANADA M9W 6N9

Manufacturer : HEROSE VALVES
WANDA RD 41-16# BLDG 33, JINGANG IND.PARK
DALIAN
CHINA 116600,

OUR REFERENCE : 949889
Design number : Check Valves types 05412, 05413, 05414,05416,
05417 and 05419 per Scope of Registration

Subject: Design registration confirmation

Hi,

We wish to inform you that your design registration application has been evaluated and that it was registered under the following Canadian Registration Number (CRN): **0C22963.56.**

The following is a reminder of your obligations regarding certain requirements of the regulation respecting pressure vessels, and the referenced codes and standards:

- The manufacturer must maintain a valid quality control program to manufacture equipment according to the CRN.
- The CRN remains valid as long as there are no changes to the design calculations that might affect the pressure boundary. The design registration of fittings expires 10 years after acceptance. It must, therefore, be resubmitted for validation.
- The manufacturer shall submit a copy of the *Manufacturer's Data Report* to us for each equipment manufactured according to this CRN within 30 days following the signing of this report.
- The drawing number and the revision number registered under this CRN must be indicated on the *Manufacturer's Data Report* for equipment manufactured according to the CRN.

This notice of approval does not relieve the manufacturer of their responsibilities with respect to the design or fabrication of equipment manufactured according to this CRN.

Yours sincerely,

Bureau d'expertise et d'homologation en équipements sous pression

Montréal

545, boul. Crémazie Est, 7ième étage
Montréal (Québec) H2M 2V2
Téléphone : 514 873-6459
Sans frais : 1 866 262-2084
www.rbq.gouv.qc.ca

Montréal, 10 mars 2021.

MADAME TANYA FRANCIS
TECHNICAL STANDARDS & SAFETY AUTHORITY
345 CARLINGVIEW DRIVE
TORONTO ONTARIO
CANADA M9W 6N9

Fabricant : HEROSE VALVES
WANDA RD 41-16# BLDG 33, JINGANG IND.PARK
DALIAN
CHINA 116600,

Numéro de dossier : 949889

Numéro(s) de dessin(s) : Check Valves types 05412, 05413, 05414, 05416,
05417 and 05419 per Scope of Registration

Objet : Enregistrement des plans et devis – Confirmation de l'enregistrement

Bonjour,

Nous vous informons que votre demande d'enregistrement de plans et devis a été traitée et que cette conception a été enregistrée sous le numéro d'enregistrement canadien (NEC\CRN) suivant : **0C22963.56**.

Nous portons votre attention sur certaines exigences réglementaires concernant les installations sous pression, ainsi que des codes et normes qui y sont associés :

- Le fabricant doit maintenir un programme de contrôle de la qualité valide pour fabriquer un équipement selon ce NEC;
- Ce numéro d'enregistrement demeure valide tant et aussi longtemps que les paramètres de conception demeurent inchangés. Dans le cas d'accessoires, l'enregistrement est valide pour une durée de 10 ans à partir de la date d'enregistrement. Les documents de conception doivent alors être resoumis pour validation;
- Le fabricant doit nous transmettre une copie de la *Déclaration de conformité du constructeur (Manufacturer's Data Report)* pour chaque appareil ou chaudière fabriqué selon ce NEC dans les 30 jours suivant la signature de cette déclaration;
- Le numéro de dessin enregistré et le numéro de révision doivent être indiqués sur la déclaration de conformité pour les équipements fabriqués selon ce NEC.

Le présent avis d'approbation ne dégage pas le fabricant de ses responsabilités quant à la conception ou à la construction des équipements ou d'accessoires fabriqués selon un NEC.

Bureau d'expertise et d'homologation en équipements sous pression

Montréal

545, boul. Crémazie Est, 7ième étage

Montréal (Québec) H2M 2V2

Téléphone : 514 873-6459

Sans frais : 1 866 262-2084

www.rbq.gouv.qc.ca

Building Act (B-1.1)
Regulation respecting pressure vessels (B-1.1, r. 6.1)
Boiler, pressure vessel, and pressure piping code (CSA B51)

This declaration must be filled out and sent to the Régie du bâtiment du Québec (RBQ) by pressure fitting manufacturers when they make an application registration for fittings.

For more information on the application registration for fittings, consult the www.rbq.gouv.qc.ca/fittings-pv.

1. Fittings to register

List the fittings included in this declaration and that you wish to register.

N°	Description	Additional information (detail, calculations or approval sheets)
1	See attached Scope of Registration	See attachements: Data sheets, drawings, test reports, etc.
2		
3		
4		
5		

2. Declaration of the person in charge

The person in charge is someone in a position of authority, such as a vice-president, a plant manager or a chief engineer.

2.1 Design

I, the undersigned, Marc Zaubitzer Quality Management of HEROSE Group,
(Name of the person in charge) (Title of the person in charge)
from HEROSE GMBH, located at Elly-Heuss-Knapp Straße 12, 23843 Bad Oldesloe, Germany
(Company's name) (Plant's address)

hereby declare that the above-mentioned fittings and subject to the Regulation respecting pressure installations:

comply with the requirements of the ANSI/ASME codes as to their dimensions, identification, material and purpose

or

are not covered by the ANSI/ASME codes, but are in compliance with PED 2014/68/EU, DIN EN 1626
(Name of code or standard)

code or standard and are designed according to the best current engineering practice, as proven by the enclosed approval report.



2.2 Manufacturing quality control

I further declare that the manufacture of these fittings is controlled by a quality control program that complies with the requirements of the following code: ISO9001:2015, and has been verified by TÜV NORD CERT GmbH.
(Name of code) (Authorized agency)


Signature of the person in charge: M. Zaubitzer

Date (yyyy-mm-dd): 2020-11-13

3. Declaration of commissioner for oaths

file no. 579/2020	
I certify that this declaration has been administered before me, at <u>Bad Oldesloe</u> , on <u>2020-11-13</u> .	
(Location)	(Date (yyyy-mm-dd)):
Signature of commissioner for oaths: 	Date (yyyy-mm-dd): 2020-11-13
Stamp the seal: 	

4. Registration confirmation (for RBQ's use only)

As far as I know, this application complies with the requirements of the Act and with standard CSA B51, Part 1, section 4.2, and is accepted for registration in the class _____.	
This registration expires in ten (10) years after the date of registration indicated above, and it must be validated again after this period.	
Canadian registration number (CRN): 	Registration date (yyyy-mm-dd):

Documents to attach

Any application registration for fittings must include these documents:

- Statutory Declaration Registration of Fittings (2 copies)
- Detailed calculations or burst test report (1 copy)
- Detailed technical drawings or catalogues (2 copies)
- Example of the manufacturer's marking (1 copy)
- Proof that a valid and approved quality control program has been implemented (1 copy)
- Form Application for design registration (1 copy)

Sending the form

This declaration is mandatory in order to submit an application registration of fittings.

Application registration for fittings must only be sent by mail to this address:

Bureau d'expertise et d'homologation en équipements sous pression
Régie du bâtiment du Québec
545, boulevard Crémazie Est, 7^e étage
Montréal (Québec) H2M 2V2

Statutory Declaration Registration of Fittings

Building Act (B-1.1)
Regulation respecting pressure vessels (B-1.1, r. 6.1)
Boiler, pressure vessel, and pressure piping code (CSA B51)

This declaration must be filled out and sent to the Régie du bâtiment du Québec (RBQ) by pressure fitting manufacturers when they make an application registration for fittings.

For more information on the application registration for fittings, consult the www.rbq.gouv.qc.ca/fittings-pv.

1. Fittings to register

List the fittings included in this declaration and that you wish to register.

N°	Description	Additional information (detail, calculations or approval sheets)
1	See attached Scope of Registration	See attachements: Data sheets, drawings, test reports, etc.
2		
3		
4		
5		

2. Declaration of the person in charge

The person in charge is someone in a position of authority, such as a vice-president, a plant manager or a chief engineer.

2.1 Design

I, the undersigned, Marc Zaubitzer Quality Management of HEROSE Group,
(Name of the person in charge) (Title of the person in charge)
from HEROSE Valves Co., Ltd., located at Wanda Road 41-16, Building 33, 116600 Dalian, China
(Company's name) (Plant's address)

hereby declare that the above-mentioned fittings and subject to the Regulation respecting pressure installations:


comply with the requirements of the ANSI/ASME codes as to their dimensions, identification, material and purpose
or

are not covered by the ANSI/ASME codes, but are in compliance with PED 2014/68/EU, DIN EN 1626
(Name of code or standard)

code or standard and are designed according to the best current engineering practice, as proven by the enclosed approval report.



2.2 Manufacturing quality control

I further declare that the manufacture of these fittings is controlled by a quality control program that complies with the requirements of the following code: ISO9001:2015, and has been verified by TÜV NORD CERT GmbH.
(Name of code) (Authorized agency)


Signature of the person in charge: 

Date (yyyy-mm-dd): 2020-11-13

3. Declaration of commissioner for oaths

file no. 587/2020	
I certify that this declaration has been administered before me, at <u>Bad Oldesloe</u> , on <u>2020-11-13</u> .	
(Location)	(Date (yyyy-mm-dd)):
Signature of commissioner for oaths: 	Date (yyyy-mm-dd): 2020-11-13
Stamp the seal: <u>Karl-R. Wurch, deputy notary</u>	
	

4. Registration confirmation (for RBQ's use only)

As far as I know, this application complies with the requirements of the Act and with standard CSA B51, Part 1, section 4.2, and is accepted for registration in the class _____.	
This registration expires in ten (10) years after the date of registration indicated above, and it must be validated again after this period.	
Canadian registration number (CRN):	Registration date (yyyy-mm-dd):
	

Documents to attach

Any application registration for fittings must include these documents:


- Statutory Declaration Registration of Fittings (2 copies)
- Detailed calculations or burst test report (1 copy)
- Detailed technical drawings or catalogues (2 copies)
- Example of the manufacturer's marking (1 copy)
- Proof that a valid and approved quality control program has been implemented (1 copy)
- Form Application for design registration (1 copy)

Sending the form

This declaration is mandatory in order to submit an application registration of fittings.

Application registration for fittings must only be sent by mail to this address:

Bureau d'expertise et d'homologation en équipements sous pression
Régie du bâtiment du Québec
545, boulevard Crémazie Est, 7^e étage
Montréal (Québec) H2M 2V2



Scope of Registration



Category	Fitting Type	Type no.	Type of application	existing CRN		Size		Pressure Rating	MDMT
				Business Unit Bad Oldesloe, Germany	Business Unit Dalian, China	until now	new		
C	Check Valve	05412	Renewal	0C6923.5R1	0C6923.5ADD4	DN10 - DN50	DN10 - DN50	PN50	-196 to +120 °C
	Check Valve	05413	Renewal	0C6923.5R1	0C6923.5ADD4	DN10 - DN50	DN10 - DN50	PN50	-196 to +120 °C
	Check Valve	05414	Enlargement	0C6923.5R1	0C6923.5ADD4	DN10 - DN150	DN10 - DN200	DN10 - DN100 = PN50 DN150 = PN40 DN200 = PN25	-196 to +120 °C
	Check Valve	05416	Renewal	0C6923.5ADD3	0C6923.5ADD4	DN10 - DN150	DN10 - DN150	DN10 - DN100 = PN50 DN150 = PN40	-196 to +120 °C
	Check Valve	05417	Change	0C6923.5R1	0C6923.5ADD4	DN10 - DN150	DN10 - DN50	PN50	-196 to +120 °C
	Check Valve	05419	Enlargement	0C6923.5ADD2	0C6923.5ADD4	DN25 - DN100	DN15 - DN150	PN40	-196 to +120 °C

Scope of Check Valves

Category	Type no.	Size	Pressure Rating	MDMT	ASTM Material main body	Design code	Burst Pressure Report	Drawing
C	05412	DN10 - DN50	PN50	-196 to +120 °C	See Drawing	PED 2014/68/EU, AD 2000, DIN EN 1626, ASME B31.3	DN10_55006-0065-1105 01301,01311,05412;DN15(engl.) 01301,01311,05412;DN20(engl.) 01301,01311,05412;DN25(engl.) 01301,01311,05412;DN32(engl.) 01301,01311,05412;DN40(engl.) 01301,01311,05412;DN50(engl.) See 05412	05412-x-000x-wkstliste-Zulassung
	05413	DN10 - DN50	PN50	-196 to +120 °C	See Drawing			05413-dhxx-zulassung
	05414	DN10 - DN200	DN10 - DN100 = PN50 DN150 = PN40 DN200 = PN25	-196 to +120 °C	See Drawing		DN10_55006-0274-0785 DN15_55006-0195-0785 DN20_55006-0123-0785 DN25_55006-0216-0785 DN32_55009-0156-0785 DN40_55006-0258-0785 DN50_55006-0203-0785 DN65_55006-0174-0785 DN80_55006-0173-0785 DN100_55006-0276-0785 DN150_55006-0287-0785 See Design Review Certificate_81185122_DN200	05414-x-000x-wkstliste-Zulassung 05414-dn200-zulassung
	05416	DN10 - DN150	DN10 - DN100 = PN50 DN150 = PN40	-196 to +120 °C	See Drawing		See 05414 excluded calculation for DN 200	05416-dhxx-zulassung
	05417	DN10 - DN50	PN50	-196 to +120 °C	See Drawing		DN10_55006-0274-0785 DN15_55006-0195-0785 DN20_55006-0123-0785 DN25_55006-0216-0785 DN32_55009-0156-0785 DN40_55006-0258-0785 DN50_55006-0203-0785	05417-x-000x-wkstliste-Zulassung
	05419	DN15 - DN150	PN40	-196 to +120 °C	See Drawing		See 05414 excluded calculation for DN 200	05419-x-000x-wkstliste-Zulassung